



## EPP PCI V3.X - REMOVAL AND INSTALLATION WARNINGS



## EPP of PCI V3.x


### WARNING!

The EPP of this ATM complies with PCI Requirements V3.X.

- (1) To remove EPP, you must set EPP to Maintenance Mode in the OP menu; Otherwise all data including firmware will be erased and EPP will stop working.
- (2) To set EPP to Operation Mode, you must securely install EPP to ATM and sensors are pressed in completely; Otherwise all data including firmware will be erased and EPP will stop working.

## BEFORE REMOVAL OF FOUR SCREWS ON MOUNTING BARCKET

Switch EPP to Maintenance Mode before removing EPP from ATM





## ENTER SECURE MODE TO CHANGE DEFAULT PASSWORD



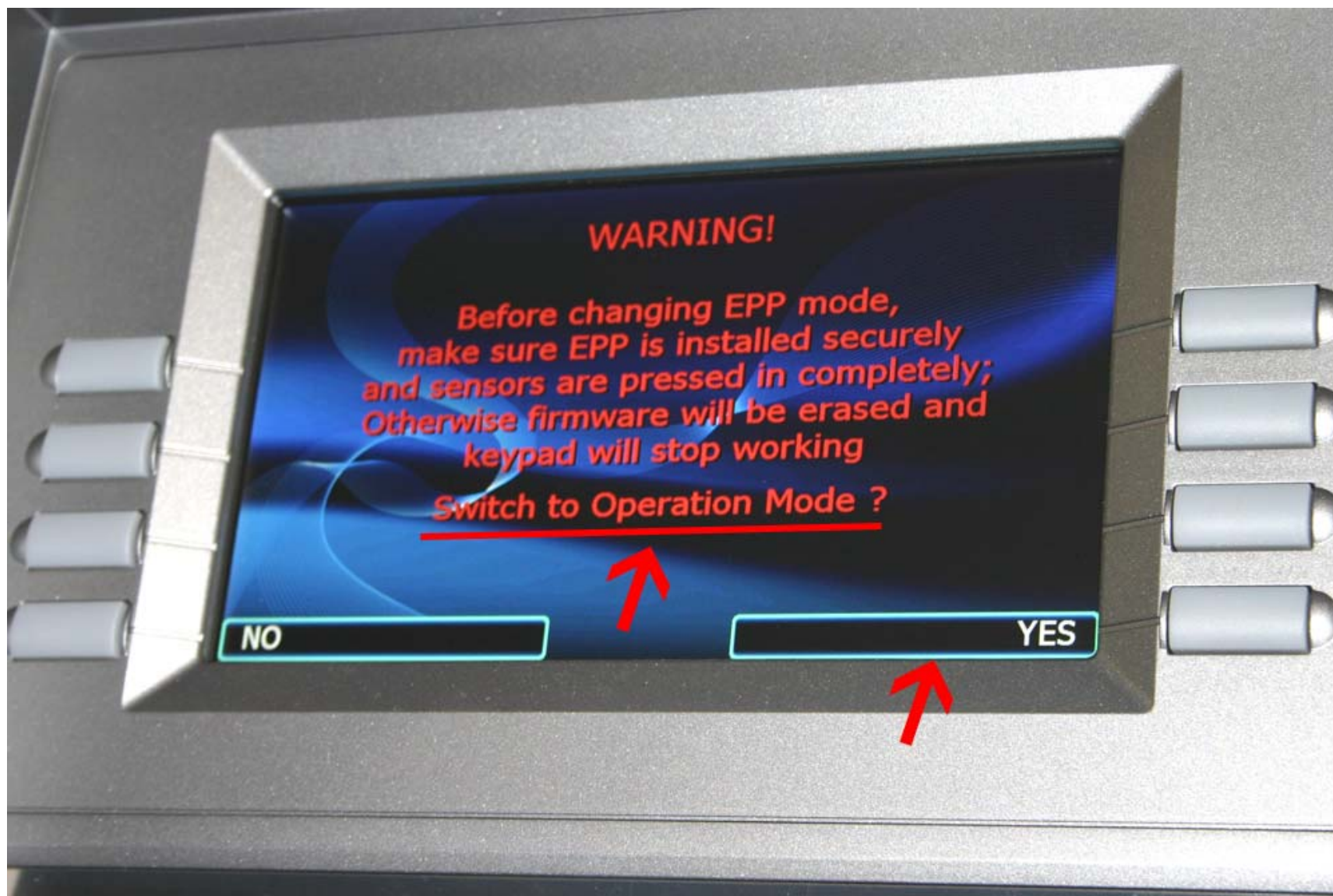
## OUT OF SERVICE - EPP SET TO MAINTENANCE MODE BY DEFAULT

---





## WARNING - CONFIRM TO OPERATION MODE





## OUT OF SERVICE - READY FOR CONFIGURING PARAMETERS

---





## TO SET EPP TO MAINTENANCE MODE



## WARNING - CONFIRM TO MAINTENANCE MODE

---

